

Using mobile technologies to explore the food-water-energy nexus

Professor Peter Kraftl (University of Birmingham)

Dr Sophie Hadfield-Hill (University of Birmingham)

Dr John Horton (University of Northampton)

Dr Ben Coles (University of Leicester)



UNIVERSITY OF
BIRMINGHAM



THE UNIVERSITY OF
NORTHAMPTON



UNIVERSITY OF
LEICESTER



CONFAP
Conselho Nacional das Fundações
Estaduais de Amparo à Pesquisa



Research need

- The food/water/energy nexus and **'urban metabolisms'**
- Neglect of **actual engagements** with the nexus in **everyday life**
- 42% of Brazil's population under 24
- Food/water/energy = **strategic development goals** in Brazil
- A need for:
 - Sustained **cross-disciplinary scholarship**
 - Research on young people's **experiences and contributions**
 - **Education for Sustainability**
- **Main aim:** to examine young people's (aged 10-24) understandings, experiences and participation in the 'food-water-energy' nexus in Brazil

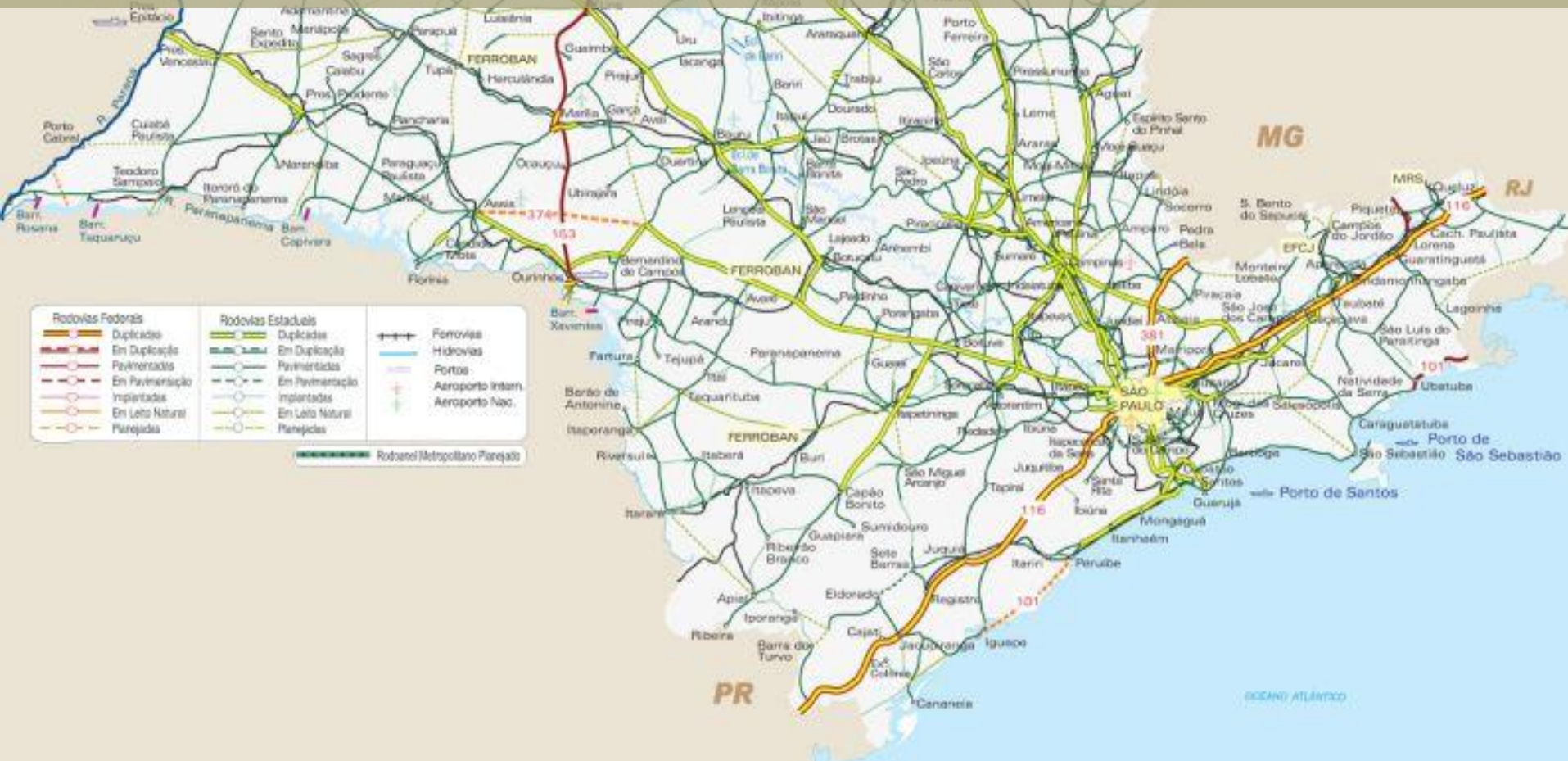
Aims and objectives

- **Main aim:** to examine young people's (aged 10-24) understandings, experiences and participation in the 'food-water-energy' nexus in Brazil
- **Five objectives:**
 - **O1:** To conduct a large-scale baseline survey of young people's understandings, experiences and participation in the 'food-water-energy' nexus in Brazil.
 - **O2:** To examine everyday connections between people and the nexus through qualitative research with diverse young people.
 - **O3:** To critically evaluate the landscape of EfS in Brazil, through the lens of the 'food-water-energy' nexus.
 - **O4:** To situate the Brazilian context within a critical evaluation of education for sustainability, globally.
 - **O5:** To develop a set of evidence-based resources for EfS strategies that could address the 'food-water-energy' nexus in Brazil.

Case study location

- Metropolitan Region of Paraíba do Sul River Basin and São Paulo State North Shore (MRPSRBSSNS)
- **population of 2.3 million** (5.5% of São Paulo State population)
- **strategic location** between the two most important metropolitan areas of Brazil (São Paulo and Rio de Janeiro)
- **economically significant** (82.7% of State GDP; 27.7% of Brazilian GDP)
- **socially diverse**: from urbanised cities with richer and poorer populations, to traditional rural communities in the coastal area).

Case study area: Metropolitan Region of Paraíba do Sul River Basin and Sao Paulo State North Shore (MRPSRBSSNS)



Methodologies

Qualitative interviews with young people

- 100 young people
- Semi-structured interview 1: 'My week'
- *App-mediated research & follow-up interview*
- Visual mapping
- Workshops

Key professional interviews

- 50 semi-structured interviews
- Include policy-makers, government representatives, teachers, academics, NGO representatives
- Major theme: efficacy of focussing on young people and education in addressing nexus 'threats'

Baseline questionnaire

- Detailed 'baseline' questionnaire
- Target – 5,000 children & young people, aged 10-24
- Recruitment through schools, community groups, NGOs
- Covers all aspects of food-water-energy nexus – experiences and learning

Nexus challenge

- Situating the Brazilian EfS globally
- Engage YP globally in cross-cultural conversation
- Schools-based competition:







Mobile technologies

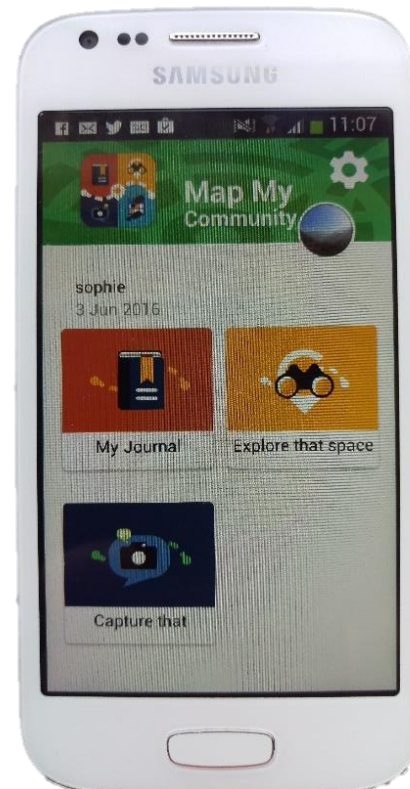
(Project 1: Map My Community)



**Map My
Community**

Aim: to use mobile technologies to research mobility, access to services, experiences and interactions in new urban environments

- In-between spaces of everyday life
- Part of a suite of methodologies
- Co-designing with participants and stakeholders



'Map my week'

'Explore that space'

'Capture that'

Mobile technologies

(Project 1: Map My Community)



**Map My
Community**

Aim: to use mobile technologies to research mobility, access to services, experiences and interactions in new urban environments

- In-between spaces of everyday life
- Part of a suite of methodologies
- Co-designing with participants and stakeholders



Mobile technologies

(Project 1: Map My Community)



**Map My
Community**



Young participant (Male, aged 10)

- Photographs taken with the 'Capture that' feature of the app
- Three options: i) I like this space; ii) I think this space needs improving; iii) My use of this space
- These photographs are examples of 'My use of this space' – family practices, working on the farm, playing at home, cooking – all insights which the researcher would not usually have access to.
- The follow up interview going through this data was an important part of the research process

Mobile technologies

(Project 2: Map My Community - Delhi)



**Map My
Community**



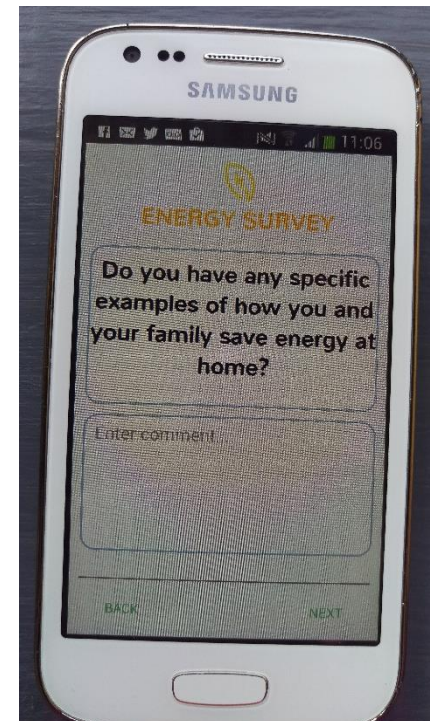
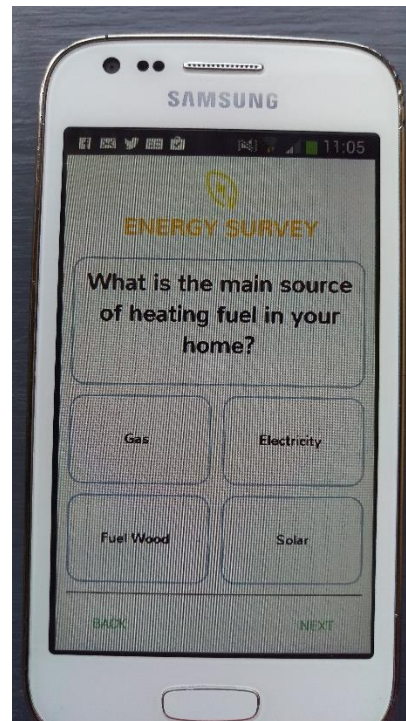
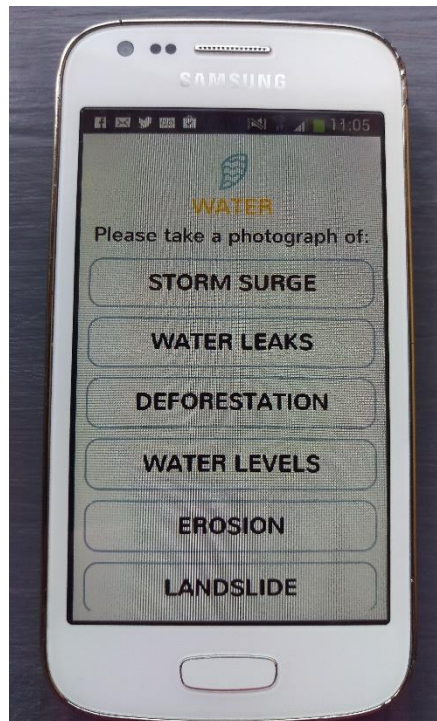
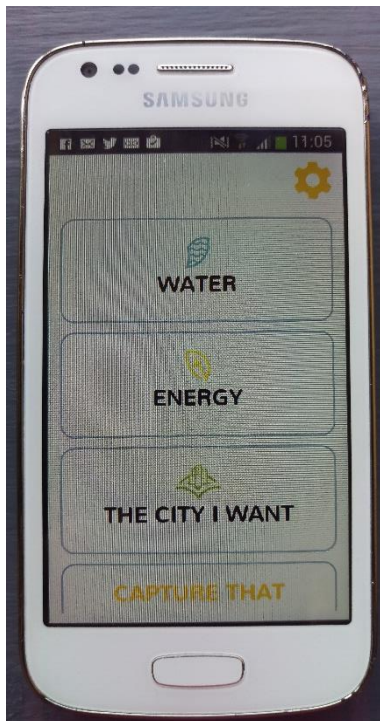
- Participatory community engagement project
- Young people's everyday experiences of informal urban settlements in Delhi
- Working in 25 low income communities
- Adapt 'Map my community' with the young people and translate into Hindi
- Young people use the app to input their local experiences – which can be used to inform policy and practice
- In partnership with Humara Bachpan Campaign (HBC) to strengthen evidence base to improve living conditions

Mobile technologies

(Project 3 – Sharing Futures)



Aim: to develop an app to explore the potential of using mobile technologies in research about water and energy. Two components, a water and energy survey and 'Capture that.'



Mobile technologies

(The process)

- Using the template of previous app projects (much of the groundwork in terms of app development has already been done)
- Working with an external app development company
- Deciding what we want the app to actually do (in relation to the other methodologies)
- Ethics / consent procedures (parental permission for anyone under 18)
- Formulating the questions and designing the app format for ease of use
- Developing the backend to download, read, analyse and interpret the data

Mobile technologies (food-water-energy)



Aim: to explore participant's use, experience and interactions with food, energy and water.

My food-water-energy journal

On two days we would like you to take part in a food-water-energy journal using the mobile app. Focus on a day in the week and day in the weekend.

My food: to be completed after each meal if possible

- What have you eaten? [free text box i.e. Breakfast: toast, jam and tea]
- Who prepared this food? [parent / sibling / myself / restaurant / other]
- How was this food prepared? [Tick all that apply: oven / toaster / open fire / no cooking / kettle / unsure / with water / other]
- What energy was used in preparing this food? [Tick all that apply: transport / gas in the house / electricity in the house / unsure / other]
- What did you do with the food waste? [There was none / threw it in the bin / put it in the compost / gave it to someone else / gave it to an animal]
- Who did you eat this food with? [On my own / with my friends / with my family]
- Where did you eat this food? [inside my home / restaurant / in the car / school / other]
- Is there anything else you would like to tell us? [free text box]
- Please take a photograph of the food you have eaten / prepared / wasted

Mobile technologies (food-water-energy)



Aim: to explore participant's use, experience and interactions with food, energy and water.

My food-water-energy journal

On two days we would like you to take part in a food-water-energy journal using the mobile app. Focus on a day in the week and day in the weekend.

My energy:

- How have you used energy today? [Tick all that apply: for transport / for cooking / for washing / for studying / for eating / for playing / other]
- Please give three specific examples of where you used energy today [free text]
- What did you do today to save energy?
- Option to take a photograph of engagement with energy

Mobile technologies (food-water-energy)



Aim: to explore participant's use, experience and interactions with food, energy and water.

My food-water-energy journal

On two days we would like you to take part in a food-water-energy journal using the mobile app. Focus on a day in the week and day in the weekend.

My water:

- How have you used water today? [Tick all that apply: for cooking / for washing / for playing / for drinking / other]
- Please give three specific examples of your interaction with water today [free text]
- What did you do today to save water?
- Option to take a photograph of engagement with water

Mobile technologies (food-water-energy)



Aim: to explore participant's use, experience and interactions with food, energy and water.

Capture that - water

- My use of water in the home. Please take photographs of all the ways in which you use water in the home [Free text comment box]
- My use of water outside the home. Please take photographs of all the ways in which you use water outside the home [Free text comment box]
- Positive uses and experiences of water. Please take photographs of all the places where water is positively used or experienced [Free text comment box]
- Negative uses of water. Please take photographs of all the places where water is negatively experienced [Free text comment box]

Mobile technologies (food-water-energy)



Aim: to explore participant's use, experience and interactions with food, energy and water.

Capture that - Food

- My plate - this is an example of my favourite thing to eat [Free text comment box]
- Me preparing food - this is an example of my involvement with food preparation [Free text comment box]
- Me collecting/buying food [Free text comment box]
- Me growing food [Free text comment box]
- Positive uses and experiences of food. Please take photographs of all the places where food is positively used or experienced [Free text comment box]
- Negative uses of food. Please take photographs of all the places where food is negatively experienced [Free text comment box]

Mobile technologies (Challenges)



- Can be expensive and time consuming
- Mobile signal, data and electricity needed
- Adaptability for the local context
- Should we be using methods which are dislocated from young people's everyday lives (socially and culturally)?
- Technical glitches
- Consideration of literacy capacity (consent and use of the technology)

Mobile technologies

(Opportunities)



- For interdisciplinary research
- Gain insights into often invisible aspects of everyday life (mobilities, experiences and emotions)
- Should be seen as part of a suite of methodologies
- Designing the app with the community will prompt better interaction and use of the method